

CLASS – III

HOLIDAY HOMEWORK

Dear Children,

Summer Vacations is a welcome break. Break from fixed schedule, rules and regulations of school. Freedom brings more responsibility, keeping this in mind, we have planned most of the activities for you to keep you engaged positively and your energies well directed.



This summer break, try and make a difference. Children should-

- **Appreciate Nature** – Adopt or grow a plant.
- **Unravel the Artist in them** - Create a new story, try a new recipe with elders, learn new songs, play a new instrument.
- **Inculcate Good Manners** - Respect parents, grandparents and all elders. Use three magical words (Sorry, Please and Thank you) often. ‘A little more courtesy goes a long way.’
- **Save Nature** – Contribute to save our precious environment. Minimize the wastage of resources like water, fuel and electricity.
- **Work on Language Skills** - Read story books and improve your vocabulary.

General instructions:

- The work should be done systematically, neatly, creatively and presented colourfully.
- Follow the instructions carefully.
- Originality of the work will be appreciated.
- All your activities should be neatly labelled with your name, class and section clearly mentioned.
- **Kindly submit your holiday homework as per the dates allotted for each subject.**

Enjoy your summer vacations!

ENGLISH

General Instructions:

- **Work should be done systematically as per the given instructions.**
 - **Q2, Q3 and Q4 are allotted roll number wise.**
 - **The written work is to be done in the Expression Notebook.**
- Date of submission: Friday, 08.07.2022.**

1. Let's learn and practice the school script (All Students)

Holidays are the best time for self-practice and self-improvement.

Write 6 pages of English writing following the school script.

2. Creative Corner (Roll no. 1 to 15)

Having good habits is very important for our successful and happy life. Make a wall hanging (using ice cream sticks) showcasing your good habits which you have learnt during your summer break.




3. Story Scrapbook (Roll no. 16 to 30)

A scrapbook weaves memories, love and tradition into one package. During this summer vacation, you have a chance to preserve a little history in the form of a scrapbook that will be loved and cherished by everyone. Make a scrapbook creatively by adding pictures and sharing experiences of parents and grandparents about their cherished childhood memories, their long-lost friends and memorable times spent with them.

4. Banner and Buntings (Roll no. 31 onwards)

Create a handmade banner or a bunting on Antonyms (opposite words). You may use the given image for reference.



हिंदी

सामान्य दिशा निर्देश :

- ❖ प्र०१ सभी विद्यार्थियों को अभिव्यक्ति फाइल में करना है ।
- ❖ सुलेख का कार्य ध्यानपूर्वक व सुंदर लेख में ही करना है ।
- ❖ पृ०४ से प्र०६ तक का कार्य विद्यार्थियों को अपने अनुक्रमांक (रोल न०) के अनुसार ही करना है ।
- ❖ अंतिम देय तिथि - देय तिथि – शुक्रवार, 8.07.2022

प्र०१ लेखन व वर्तनी संबंधी अशुद्धियों में सुधार हेतु विद्यार्थी दस सुलेख अपनी अभिव्यक्ति फाइल में लिखेंगे।

प्र०२ विद्यार्थी पठन कौशल के अंतर्गत शिक्षाप्रद कहानियों का पठन करेंगे।

प्र०३ ' कक्कू ' कविता को कंठस्थ करेंगे।

' पेड़ों के पत्ते हैं कपड़े , पेड़ उन्हीं को पहने रहते ।

पत्तों का भी है संसार ,पत्तों के हैं कई प्रकार ।

इन सूखे पत्तों से खेलो , मिलकर इन्हें सजाओ तुम ।

ये सारे दिलचस्प नमूने , कागज़ पर चिपकाओ तुम । '

प्र०४ विद्यार्थी इन्हीं बातों को ध्यान में रखते हुए अलग - अलग आकार के पत्तों व पत्तियों को एकत्रित करेंगे और उनसे कोई भी पाँच आकृतियों का निर्माण ए -4 आकार की शीट में करेंगे । एक ए -4 आकार की शीट में एक ही आकृति बनाएँ । (अनुक्रमांक - 1 से 15 तक)



प्र०५ ' पुस्तकें हमारी सच्ची मित्र एवं शिक्षक हैं । पुस्तकें हमारे जीवन में बहुत ही महत्वपूर्ण भूमिका निभाती हैं और सच्ची मार्गदर्शक कहलाती हैं।' विद्यार्थी किसी एक शिक्षाप्रद कहानी का पठन करेंगे तथा उस कहानी की किताब का आवरण पृष्ठ (कवर पेज) तैयार करेंगे । (अनुक्रमांक - 16 से 30 तक)



प्र०६ ' पर्याय ' का अर्थ है - समान तथा 'वाची' का अर्थ है - बोले जाने वाले । अतः समान बोले जाने वाले शब्दों को हम पर्यायवाची शब्द या समानार्थी शब्द कहते हैं । विद्यार्थी किन्हीं पाँच शब्दों के पर्यायवाची शब्दों के फ्लैश कार्ड (दिखाए जाने वाले कार्ड) बनाएँगे । (अनुक्रमांक - 31 से 42 तक)



MATHEMATICS

General Instructions:

- Homework to be done on the A-3 size coloured sheets.
 - Work should be done systematically as per the given instructions.
- Date of submission : Thursday, 07.07.2022.**

Q1. Make chart/model on the following topics

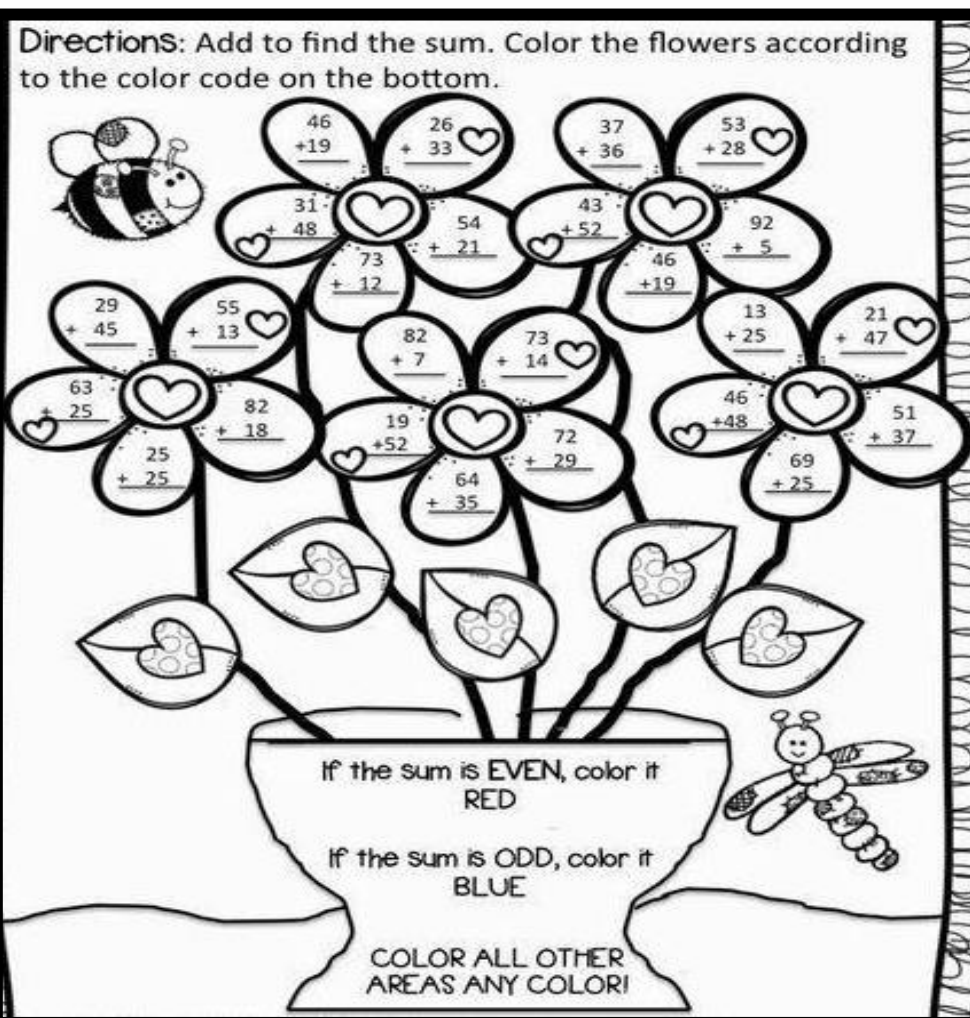
- i. Place value system using matchsticks (Roll no 1 to 10)
- ii. Draw a city scene with different geometrical shapes and write the names of the different geometrical shapes used.(Roll no 11-20)
- iii. Draw few objects, birds or animals using tangrams (Roll no 21 to 30)
- iv. Money saving box using waste material(Roll no 31 onwards)

MATHEMIND

Complete Exercises given on page numbers- 56-58, 65-68 in the Mathemind book.

Colouring Activity (Paste the following image on A3 sized white sheet)

Directions: Add to find the sum. Color the flowers according to the color code on the bottom.



If the sum is **EVEN**, color it **RED**

If the sum is **ODD**, color it **BLUE**

COLOR ALL OTHER AREAS ANY COLOR!

EVS 1

General Instructions:

- **Work should be done systematically as per the given instructions.**
- **Q1 and Q2 are compulsory for all, however Q3 is allotted roll number wise.**

Date of submission: Monday, 11.07.2022.

Q1. Make a collage of “Our Helpers”, like doctor, banker, policeman etc. (Refer to Ch-7 People and their workplaces) in the EVS Project file.

Q2. Read Ch-6 Family from your EVS book and then make a “Family tree” of your family in the EVS Project File.

Q3. Make a 3-D model on:

Water Cycle (Roll No. 1 to 10)

Traffic symbols/rules (Roll No. 11 to 20)

Types of dustbins/ Segregation of wastes (Roll No. 21 to 30)

Water Pollution (Roll No. 31 onwards)


COMPUTER SCIENCE

General Instructions:

- **The poster should be created in MS Paint only.**
- **Kindly upload your entries in Computer Google Classroom in PDF format**

Date of submission: Thursday, 01-07-2022.

Draw a poster/scene in MS Paint on topic- “Helping Hands”(Act of Kindness). You can make use of different features of MS Paint like shapes, brushes, text tool etc. to make your scene creative. Few pictures have been shared for reference.



ART AND CRAFT

General instructions:

- Complete your all work yourself
- Do neat and clean work
- Improve your hand -eye coordination and develop your skills

Date of submission: Tuesday,05.07.2022.

AESTHETIC ART BOOK PAGES:

Page No. 28 – Village Scene

Page No. 29 – Rath

Page No. 30 – Tree

Page No. 37 – Clock Tower

Sketch File Topic: -

Go Green Poster – Follow Aesthetic Art Book – Page No. 40

Craft activity

Activity 1 Best out of waste – Bottle Decoration (Roll No. 1 to 15)



Activity 2 – Pasta Jewellery (Roll No. 16 to 30)



Activity 3 - Bottle Decoration (Roll No. 31 onwards)

